

CLASSROOM IN THE GARDEN

Attività **CLIL**

realizzate **dagli alunni** e docenti delle classi
della Scuola Primaria di Rio Saliceto

Ref. del progetto: **AMAINI e DI PAOLA**

La mente non è un
vaso da riempire, ma
un fuoco da accendere.

(Plutarco)



METODO CLIL


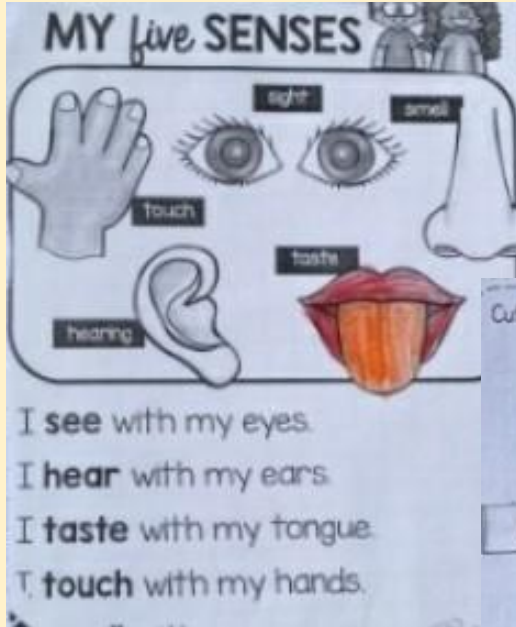
Nato nel 1994, il metodo CLIL (Content and Language Integrated Learning) è un approccio didattico che punta alla costruzione di **competenze linguistiche** e **abilità comunicative** in lingua straniera insieme allo **sviluppo** e **all'acquisizione di conoscenze disciplinari**.

I bambini hanno sperimentato l'uso della lingua inglese mediante contenuti disciplinari scientifici e non solo... attraverso canzoncine, filastrocche, attività manipolative, creative, ecc.



Classi prime

FIVE SENSES



I OBSERVE...

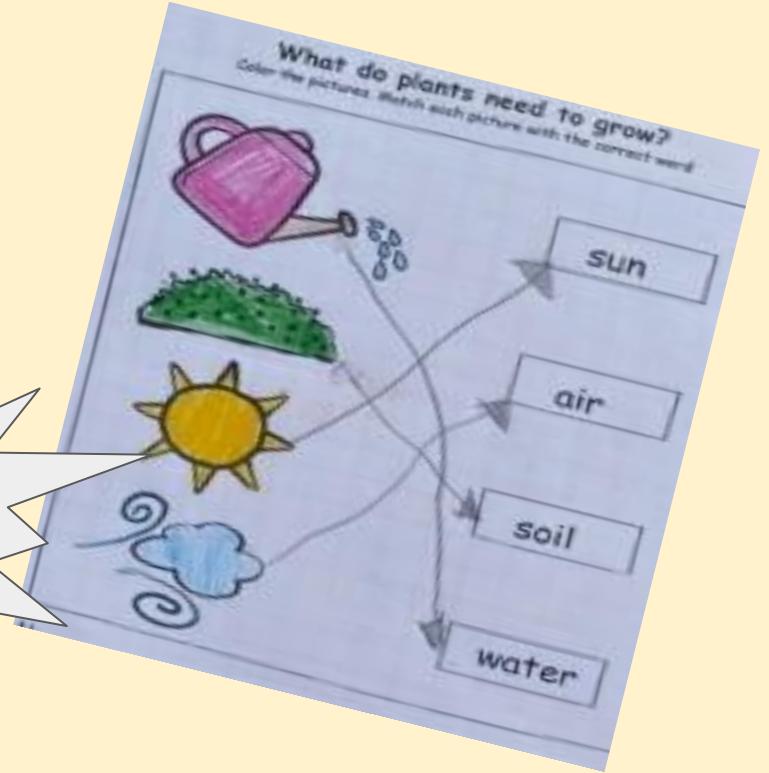
...THE GARDEN
OF MY SCHOOL



I SPY WITH MY LITTLE EYE SOMETHING...



WOW! A
SEED



WE HAVE SOWN...



... A PLANT WAS BORN



... A PLANT GROWS



SPRING IS COMING

TREE

DRAGONFLY



LEAF

CATERPILLAR



SUN

FLOWER



TRUNK

BEE



SNAIL



MILLEPEDE



BUTTERFLY



LADY BUG



ANT



ROOTS




Classi seconde

Farm animals



Disegno dal vero in fattoria





The cow is white and black.

The goat is brown.

The pig is pink.


The duck is yellow.

The donkey is grey.

The horse is black.

The chicken is orange.

The rooster is red and green.



horse

pig

sheep

chicken

cow



Classi terze e
quarte

FROM GRAPES
TO
BALSAMIC VINEGAR



...we observe
the rows of the vineyard

All to harvest






In the wine cellar



Dopo l'esperienza tra i filari e nell'acetaia torniamo a scuola e rappresentiamo il tutto...spazio alla creatività



TUESDAY, 23rd NOVEMBER 2021
FROM GRAPES TO VINEGAR (DALL' UVA ALL' ACETO)

VISIT TO



GRAPES
GRAPES BUNCH (grappolo d'uva)

GRAPES ARE THE FRUIT OF THE
GRAPEVINES.

GRAPES GROW IN BUNCH.

(L' UVA È IL FRUTTO DELLA VITE L' UVA
CRESCe A GRAPPOLO)

ALL' ACETO)



GRAPEVINE (vite)

GRAPES GROW ON GRAPEVINES.
(L' UVA CRESCe SULLA VITE).



VINEYARD (vigna/vigneto)

(TANTE PIANTE DI VITE FORMANO
UN VIGNE)



HARVEST (vendemmia)

IN SEPTEMBER FARMERS PICK GRAPES
(IN SETTEMBRE I CONTADINI RACCOLGONO L'

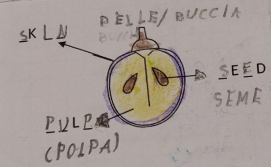
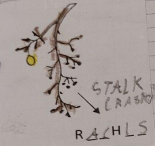
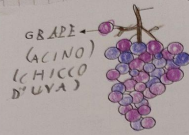



BARREL (batte)



VINEGAR (aceto)


(L'ACETO INVECCHIA NELLE BOTTI DI LEGNO)



Monday, 18th October 2021
 CLIL

THE GRAPE

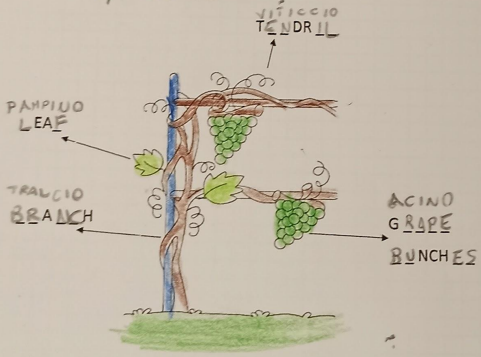
Read and match



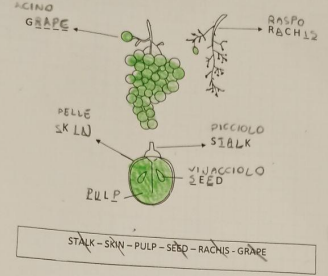
- GRAPEVINE**
Grapes grow on grapevines.
- HARVEST**
In September farmers pick grapes.
- GRAPE BUNCHES**
Grapes are the fruit of the grapevine. Grapes grow in bunches.

Read and complete

THE GRAPEVINE



GRAPE BUNCHES - TENDRIL - LEAF - BRANCH - GRAPEVINE



Read the story

VINEGAR

AL PRIMO PASSO I CONTADINI PICK GRAPE BUNCHES TO MAKE VINEGAR.

IL PRIMO PASSO E' PER SEPARARE LA GRAPA DALLA RACHIS.

IL SECONDO PASSO E' PER PRESSIONE PER ESTRARRE IL MOSTO.

IL TERZO PASSO E' PER CUCINARE IL MOSTO A 90°.


ALLA FINE IL MOSTO RESTA NEI BARILI DI LEGNO PER MOLTI MESE E DIVENTA VINEGAR.




- TO GROW = CRESCERE
- TO PICK = RACCOGLIERE
- TO MAKE = FARE/CREARE
- FARMERS = CONTADINI
- THE FIRST = IL PRIMO
- THE SECOND = IL SECONDO


Classi quinte

Electric circuit



to turn on a
small LED!





WEDNESDAY, 9th MARCH 2022
CLIL STEM ELETTRIZZANTE

IN NOVEMBER WE DID A VERY INTERESTING LABORATORY USING AN ELECTRIC CIRCUIT.

WE MANAGED TO TURN ON A SMALL LED TO MAKE IT SHINE

KEY WORDS

COPPER WIRE = FILO DI RAME

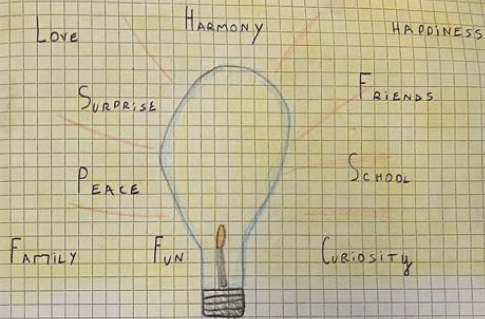
STACK = PILA

PAPER = FOGLIO DI CARTA

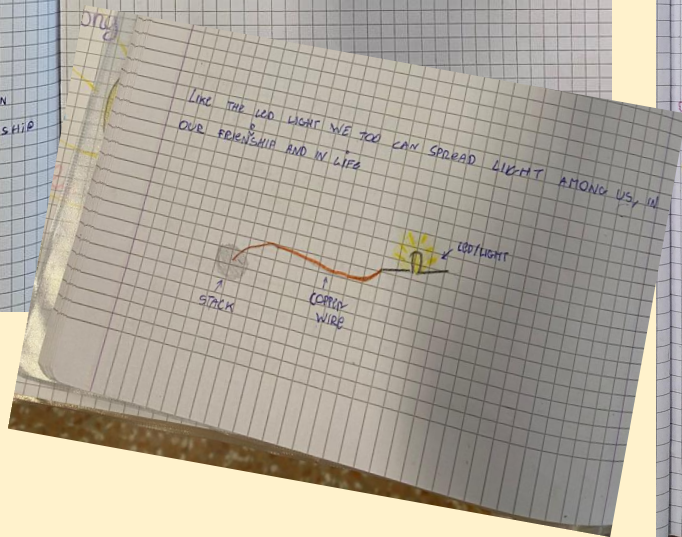
LIGHT = LUCE

WE WORKED TOGETHER


LIKE THE LED LIGHT WE TOO CAN SPREAD LIGHT AMONG US, IN OUR FRIENDSHIP AND IN LIFE.



Excellent



LIKE THE LED LIGHT WE TOO CAN SPREAD LIGHT AMONG US, IN OUR FRIENDSHIP AND IN LIFE



Grazie per l'attenzione!

Thanks for your attention!